


P5


LED High Mast






P5 150~1500W LED High Mast

Features:



① Modular design

Modular design of driver box and light source, support large power-span (150W-1500W), easy for installation and maintenance, light weight but ensure effective heat dissipation.



② Independent driver cavity

Independent driver cavity design, improved the heat dissipation and reliability, overall protection and ensure longer lifespan.



③ Efficient heat dissipation

Adopt a downwind and transparent heat dissipation design, and the power cavity and the light source module are suspended and isolated to avoid heat accumulation and improve heat dissipation efficiency.



④ Professional secondary optical design

Focus on high pole lighting with secondary optical design, high uniformity and utilization, multi-angle light distribution options. Anti-overflow light hood design for reducing light pollution.



⑤ New Generation LED design

A new generation high brightness outdoor led, lower current drive. The whole lighting efficiency increased by about 10%, and lower light attenuation.



⑥ Higher protection design

Integrated structure waterproof design without utilizing glue, \geq IP66, IK09, and can withstand 4 times its own weight.